



Press Release

5 August 2014

**AmInvest Declares Income Distributions
for Nine Funds for Second Quarter 2014**


AmInvest declared income distributions for nine of its conventional and Shariah-compliant funds during the second quarter of 2014 across all asset classes.

“Despite the ever challenging market conditions, we are pleased to be able to declare income distributions for these nine funds. It is a testament of the strength of our investment approach. This comprises thorough research based on macroeconomics and quantitative analysis, coupled with bottom up fundamental stock/credit research,” said Datin Maznah Mahbob, Chief Executive Officer, AmInvest.

The total net income distributions for the second quarter of 2014 are as follows:

| Fund Name | Asset Class | Type of Income Distribution for the Financial Year | Net Income Distribution per Unit (sen) |
|---------------------------------|--------------------|---|---|
| Open-Ended Funds | | | |
| AmTotal Return | Equity | Interim | 1.00 |
| AmIttikal | Equity | Interim | 3.00 |
| AmDynamic Bond | Bond | Interim | 1.50 |
| AmAsia Pacific Equity Income | Equity | Quarterly | 6.00 |
| AmCommodities Equity | Equity | Final | 2.00 |
| AmDynamic Allocator | Mixed Assets | Final | 1.00 |
| AmAsia Pacific Leisure Dividend | Equity | Final | 2.00 |





| Close-Ended Funds | | | |
|-------------------|------|-------|------|
| AmConstant Flexi | Bond | Final | 2.85 |
| AmIncome Flexi 3 | Bond | Final | 4.65 |

AmInvest's Open-Ended Funds

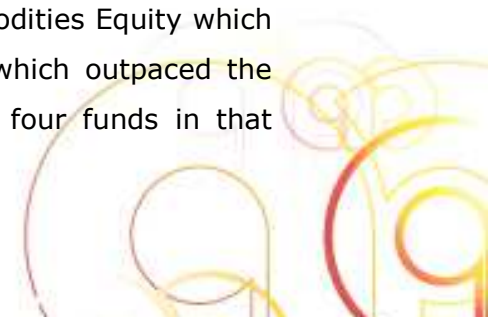
AmTotal Return is designed as a medium to long-term investment with an objective of producing a regular income stream and to a lesser extent capital growth. It has recorded impressive five, three and one-year total returns of 110.48%,¹ 40.24%² and 8.45%,³ which all outperformed its benchmark returns of 33.75%,⁴ 19.61%⁵ and 6.15%⁶ during each respective investment period.


AmIttikal has clocked in outstanding performances over the past five and three years. It recorded five-year total returns of 92.74%,¹ which translated to 14.01%¹ per annum and has surpassed its benchmark's returns of 33.99%⁷ or 6.02%⁷ annually. AmIttikal is designed as a medium to long-term investment with an objective of producing "halal" income and to a lesser extent capital growth.

Award-winning AmDynamic Bond clocked in total returns of 41.24%¹ over the past five years, doubling its benchmark returns of 20.93%.⁹ Its impressive consistent performance has led to it being named 'Best Fund Over 10 Years, Bond Malaysian Ringgit' The Edge Lipper Malaysia Fund Awards 2014 earlier this year.¹⁰ AmDynamic Bond is a medium to long-term fund with potentially higher level of income and risk.

Launched in April 2012, AmAsia Pacific Equity Income seeks to provide income and long-term capital growth to a lesser extent by investing in the Target Fund (BlackRock Global Funds-Asia Pacific Equity Income Fund). Since its launch, AmAsia Pacific Equity Income has registered total returns of 41.95%,¹¹ outperforming its benchmark returns of 26.28%.¹² Over the past year, it has paid out a total of 22.60 sen per unit to investors.

Topping Lipper's Equity Sector Natural Resource is AmCommodities Equity which locked in impressive three-year total returns of 19.11%,² which outpaced the negative industry average of -3.65%² based on a total of four funds in that





category. AmCommodities Equity, which was launched in July 2010, seeks to provide long-term capital growth by investing in the Target Fund (Amundi Islamic Global Resources) which invests in Shariah-compliant, global commodity related securities.

Introduced in April 2012, AmDynamic Allocator aims to achieve capital growth over the medium to long term and at the same time provide income by investing primarily in collective investment schemes. It has recorded total returns of 14.36%,¹³ beating its benchmark returns of 13.98%¹⁴ since its launch.

AmAsia Pacific Leisure Dividend, which was launched last year, has declared its first income distribution in May 2014. It aims to provide regular income and to a lesser extent capital appreciation over the medium to long term by investing in equities and equity-related securities of the leisure industry across the Asia Pacific region. Over the past year, it has recorded total returns of 8.65%.³

AmInvest's Close-Ended Bond Funds

AmConstant Flexi has delivered one-year total returns of 8.09%,³ more than double its benchmark performance of 3.20%.¹⁵ AmConstant Flexi is a three-year close-ended bond fund that aims to provide consistent returns (above the prevailing fixed deposit rate at the commencement date of the fund) in the form of annual income distribution throughout the duration of the fund.


AmIncome Flexi 3 has recently declared its first income distribution, which generated a yield of about 4.65% based on the offer price of RM1.00 per unit, which also exceeded the 1-year fixed deposit Rate of 3.15%¹⁶ per annum as at the fund's Commencement Date.¹⁷ It is a three-year close-ended bond fund that aims to provide annual income distribution throughout the duration of the fund.

For more information on these funds, please visit our website at aminvest.com.

About AmInvest

AmInvest is the brand for the funds management business of AMMB Holdings Berhad which manages both conventional and Shariah-compliant funds. It is one of the leading fund management houses in Malaysia and has approximately RM38.1 billion assets under management (AUM) as at 30 June 2014.*

To date, AmInvest manages 87 unit trust and wholesale funds, 2 exchange-traded funds (ETF) and 8 Private Retirement Scheme (PRS) funds (three PRS core funds and five PRS non-core funds) encompassing both conventional and Shariah-compliant funds.**





AmInvest has an award-winning track record spanning more than three decades, which includes being recognised as Best Mixed Asset Fund Group at The Edge Lipper Malaysia Fund Awards 2014.

** Lipper Investment Management, AmInvestment Services Berhad, AmInvestment Management Sdn Bhd and AmIslamic Funds Management Sdn Bhd as at 31 May 2014.*

*** AmInvest as at 30 June 2014.*

**** The Edge Lipper Malaysia Fund Awards 2014, February 2014.*

Source:

¹ *Lipper Investment Management, for the period 30 June 2009 to 30 June 2014, performance based on total returns, data extracted 10 July 2014.*

² *Lipper Investment Management, for the period 30 June 2011 to 30 June 2014, performance based on total returns, data extracted 10 July 2014.*

³ *Lipper Investment Management, for the period 30 June 2013 to 30 June 2014, performance based on total returns, data extracted 10 July 2014.*

⁴ *Performance benchmark represented by Malayan Banking Berhad 12-month Fixed Deposit Rate plus 3% spread, Lipper Investment Management, for the period of 30 June 2009 to 30 June 2014, data extracted 10 July 2014.*

⁵ *Performance benchmark represented by Malayan Banking Berhad 12-month Fixed Deposit Rate plus 3% spread, Lipper Investment Management, for the period of 30 June 2011 to 30 June 2014, data extracted 10 July 2014.*

⁶ *Performance benchmark represented by Malayan Banking Berhad 12-month Fixed Deposit Rate plus 3% spread, Lipper Investment Management, for the period of 30 June 2013 to 30 June 2014, data extracted 10 July 2014.*

⁷ *Performance benchmark represented by Malayan Banking Berhad 12-month Islamic General Investment Account plus 3% spread, Lipper Investment Management, for the period of 30 June 2009 to 30 June 2014, data extracted 10 July 2014.*

⁸ *Performance benchmark represented by Malayan Banking Berhad 12-month Islamic General Investment Account plus 3% spread, Lipper Investment Management, for the period of 30 June 2011 to 30 June 2014, data extracted 10 July 2014.*

⁹ *Performance benchmark represented by RAM Quantshop All MGS Index, Lipper Investment Management, for the period of 30 June 2009 to 30 June 2014, data extracted 10 July 2014.*

¹⁰ *The Edge Lipper Malaysia Fund Awards 2014, February 2014.*

¹¹ *Lipper Investment Management, for the period 18 April 2012 to 30 June 2014, performance based on total returns, data extracted 10 July 2014.*

¹² *Performance benchmark represented by MSCI AC Asia Pacific ex-Japan (Net) Index, Lipper Investment Management, for the period of 18 April 2012 to 30 June 2014, data extracted 10 July 2014.*


¹³ *Lipper Investment Management, for the period 23 April 2014 to 30 June 2014, performance based on total returns, data extracted 10 July 2014.*

¹⁴ *Performance benchmark represented by AmBank (M) Berhad 12-months Fixed Deposit Rate plus 3% p.a., Lipper Investment Management, for the period of 23 April 2012 to 30 June 2014, data extracted 10 July 2014.*

¹⁵ *Performance benchmark represented by 1-year AmBank (M) Berhad Conventional Fixed Deposit Rate as at 9 March 2012, extracted from www.aminvest.com under Unit Trust Prices, data extracted 10 July 2014.*

¹⁶ *Performance benchmark represented by 1 year AmBank (M) Berhad Conventional Fixed Deposit Rate as at 1 July 2013, extracted from www.aminvest.com under Unit Trust Prices, data extracted 10 July 2014.*

¹⁷ *Performance benchmark represented by 1-year AmBank (M) Berhad Conventional Fixed Deposit Rate as at 1 July 2013, extracted from www.aminvest.com under Unit Trust Prices, data extracted 10 July 2014.*



For media enquiries, kindly contact Nancy Chow, Senior Vice President, Marketing & Strategic Product Development, AmInvest at tel: 03-2036 1881 or email nancy-chow@ambankgroup.com

Disclaimer:

The information contained in this promotional material is general information only and does not take into account your individual objectives, financial situations or needs. You should seek your own financial advice from an appropriately licensed adviser before investing. We recommend that you read and understand the contents of the Master Prospectus dated 10 September 2013 (expires on 9 September 2014), the First Supplementary Master Prospectus dated 16 July 2014 (expires on 9 September 2014), AmMutual Prospectus for AmConstant Flexi dated 3 January 2012 and AmInvest Prospectus for AmIncome Flexi 3 dated 9 May 2013 that are registered with the Securities Commission Malaysia, who takes no responsibility for its contents. For copies of the Prospectuses, visit us at our nearest representative office. You should be aware that investments in unit trust funds carry risks. An outline of some of the risks is contained in the Prospectus. Refer to the prospectuses for detailed information of the specific risks for the Funds. Please also refer to the specific risks of the target fund before investing. Unit prices and income distribution, if any, may rise or fall. Past performance of a fund is not indicative of future performance. Please consider the fees and charges involved before investing. Units will be issued upon receipt of completed application form accompanying the Prospectuses and subject to terms and conditions therein.

You have the right to request for a copy of the relevant fund's Product Highlights Sheet. You are advised to read and understand the contents of the relevant fund's Product Highlights Sheet before making any investment decision. A copy of the relevant fund's Product Highlights Sheet can be obtained from your attending unit trust consultant or nearest representative office. AmInvestment Services Berhad does not guarantee any returns on the investments. In the event of any dispute or ambiguity arising out of the other language translation in this leaflet, the English version shall prevail.

Privacy Notice:

AmInvestment Services Berhad issued its Privacy Notice as required by Personal Data Protection Act 2010, which details the use and processing of your personal information by AmInvestment Services Berhad. The Privacy Notice can be accessed via www.aminvest.com and available at our head office. If you have any queries in relation to the Privacy Notice of AmInvestment Services Berhad, please feel free to contact our Client Service Officers at Tel: +603 2032 2888 OR e-mail: enquiries@aminvest.com.

